

# Confirmation Connect: Leader's Guide



Archdiocese of Dublin  
THE OFFICE FOR MISSION AND MINISTRY

# Prayer to the Holy Spirit

Holy Spirit, spirit of love,  
Fill our hearts with love.  
Holy Spirit, spirit of peace  
Make us instruments of your peace.  
Holy Spirit, spirit of God,  
Be our leader and guide.

Come, Holy Spirit,  
fill the hearts of the faithful  
and kindle in them the fire of your love.  
Send forth Your Spirit  
and they shall be created.  
And You will renew the face of the earth.

O God, who has taught  
the hearts of the faithful  
by the light of the Holy Spirit,  
grant us in the same spirit  
to be truly wise  
and ever to rejoice in His consolation,  
through Christ our Lord.  
Amen.

# Suggested Timeline 2024-2025

## Connection 1 - Journey in Faith

- Video 1
- Sessions 1-3
- Rite 1

Suggested Time:

**November/December**

Rite could take place at Sunday Mass at the new Liturgical Year

## Connection 2 - Called in Faith

- Video 2
- Sessions 4-6
- Rite 2

Suggested Time:

**January/February**

Rite could take place at Sunday Mass of Sunday of the Word of God

## Connection 3 - Living in Faith

- Video 3
- Sessions 7-9
- Rite 3

Suggested Time: **April/May**

Rite could take place at Sunday Mass before Pentecost/Confirmation



## On-Going Animator Training & Support

It is important that ongoing training and support is provided, especially if it is your first year running the Confirmation process. The number of training sessions will depend on the number of those signed up. All training will take place on Zoom.

As the process is fully flexible to suit your parish schedule, needs and resources, it might be best to book a short Zoom session with your Sacramental team members. All questions can be prepared or sent on before the Zoom session to make the most of the time.

To book in a session, please send a few dates & times availability and any questions by email to: [natalie.doherty@dublindiocese.ie](mailto:natalie.doherty@dublindiocese.ie)



# Candidate's Journal

- Prayer to the Holy Spirit
- About Me

## Connection 1 - Journey in Faith

- Video summary and worksheets
- Session 1 - *My Pledge & Promise*
- Session 2 - *Bringing Good News*
- Session 3 - *Being a Person of Faith*
- End of session notes and journal page
- Rite 1 text

## Connection 2 - Called in Faith

- Video summary and worksheets
- Session 4 - *Called to be a Witness*
- Session 5 - *Called to be an Apostle*
- Session 6 - *Called to be Saints*
- End of session notes and journal page
- Rite 2 text

## Connection 3 - Living in Faith

- Video summary and worksheets
- Session 7 - *The Spirit: Helper & Guide*
- Session 8 - *Inspired by the Holy Spirit*
- Session 9 - *A Spirit of Service*
- End of session notes and journal page
- Rite 3 text

## Help for the Journey

- Confirmation Keywords
- Confirmation Name
- Confirmation Sponsor
- Rites 1-3 Handouts
- Extra Journal Pages



Click or Scan the QR Codes on each new section to bring you to additional resources (prayers, videos, music etc.) for that session on the Mission & Ministry Website.



# connection with the community

- It is important for Confirmation to be visible in the church for both candidates and the Faith Community
- A suitable space (on the walls or a side chapel etc.) could be used to build up a *Confirmation Connect Corner* in the church
- This would be something that is added to and built up over time, especially as the three connections are celebrated over the year
- Some suggestions of items to add to the space are:
  - Red cloth/backing paper
  - Dates of celebrations
  - A printout of the prayers in each session
  - The titles of the Videos/Connections
  - An image of Pentecost
  - A copy of the Rite after it is celebrated at Mass
  - Candidates add their tweets from the activity (Session 2) to the space for members of the congregation to engage with
  - Research on Confirmation names
  - Get candidates to decorate their name, add it to the space and invite parishioners to take the name of a child and pray for them throughout the year
- This is suggestive and you are free to get creative with what you think should go in the space
- This can be shared and discussed at the ongoing support meetings
- Monthly reminders to parishioners to visit the *Confirmation Connect Corner*

# Practical Points

- If you have large numbers receiving the Sacrament, it is recommended to hold the video and sessions online via Zoom. This would enable a smaller animators group to learn the process and lead the process
- If your numbers in the parish are small and you have the facilities, it is up to the parish to decide if they can hold in-person sessions
- On-going support and training is provided for animators throughout the year
- Who attends what?
  - Parents/Guardians and candidates would attend the video sessions
  - The block of 3 sessions is for the candidates
  - Rite in the church is for candidates and their families
- Video sessions are approx. 30-minute gathering
- Candidate sessions are approx. 60-minute gathering
- Journals and resources are all digital - it is up to parishes if they wish to provide a hard-copy of the journal. All resources are available from [www.missionministry.ie](http://www.missionministry.ie)
- The top of each session has a QR code. This can be scanned (on a hard copy) or clicked (on a digital copy) to access additional resources for that session
- Before each Connection begins, all animators will be invited to a preparation Zoom meeting and all materials/supports for the Connection will be discussed e.g. videos, powerpoints etc.
- If you are in a position to hold the sessions in person, you will need the following equipment:

## **Video Session:**

- Screen
- Projector
- Leaders Guide
- Pens etc.

## **Candidate Session:**

- Leaders Guide
- Candidate Guides
- Confirmation Team
- Pens etc.

# Safeguarding Procedures

Safeguarding for all (children and leaders) is a vital practice that underpins all we do in the church. Best Safeguarding Practices means that all who engage in ministry with children are Garda Vetted and that children/families that we interact with have signed consent forms.

If your parish has large numbers celebrating Confirmation, we strongly encourage to hold your Confirmation Connect moments online via Zoom. You can read about the Diocese Zoom Policy by clicking [HERE](#).

If volunteers are not Garda Vetted, they must be vetted before ministering to children. You can begin the process by clicking [HERE](#) to access the Garda Vetting Form.

Parishes would need consent forms for children to participate in the Confirmation Connect Gatherings. This could be included in the registration form for Confirmation, or it could be a separate form.

The number of animators needed for the team will depend on whether the Confirmation Connect is taking place online or in person. This can be discussed depending on your parish's particular circumstances. We do encourage Zoom where possible, and a smaller team of 4 animators would be sufficient.

---

## Important Dates


Below is a list of some important dates in the Liturgical calendar 2024-2025 which might help you in the parish to plan our your times of Connections:

- December 1st - First Sunday of Advent
- January 26th - Sunday of the Word of God
- March 5th - Ash Wednesday
- March 9th - First Sunday of Lent
- April 20th - Easter Sunday
- May 11th - Fourth Sunday of Easter
- June 8th - Pentecost



# Connection 1:

## Journey in Faith





# Video 1:

## Strength for the Journey

### Format of the Session

- Welcome & Opening Prayer  
- 5 mins
- Show Video Clip - 5 mins
- Family Chat with Questions.  
- 10 mins
- Feedback - 5 mins
- Home Activity & Closing Prayer  
- 5 mins

### Video 1 Content

- Strength for the Journey
- We are always changing in life
- Have had life-changing moments e.g. Baptism, starting school, Communion
- Moving on to the next one with Confirmation
- There are many hopes and worries
- At Confirmation, we are anointed which gives us strength
- We say Yes at Confirmation

### Video 1 Guide

- Gather Families to watch the video on Zoom
- Use the PowerPoint provided which includes the opening prayers, link to the video, reflection questions, activity and closing prayer.
- Give a brief introduction and outline of the session.
- Take a few moments to be still and pray the Opening Prayer
- Introduce the video - the theme of this Video is Strength for the Journey
- Ask them to notice a phrase or image that catches their attention as they watch
- Play the video
- Invite discussion in the family groups on the questions provided
- Allow some time for feedback on what was seen and discussed
- Talk through the activity to be done at home
- Pray the closing Prayer
- Give out any reminders for the next time to gather etc.

### Candidate Question

What are your hopes for the next stage of your journey?

How do you hope Confirmation will help you on this journey?

What does it feel like to have God on your side?

### Parent Questions

Share on why you had your child Baptised?

What are your hopes for your child as they take the next steps on the journey?

How do you hope Confirmation will help your child on their journey?



# Session 1:

## My Pledge & Promise

### Introductions

- Welcome everyone to Session 1/Introduce any speakers/group leaders who are present - **5 mins**
- Ice-break game - **5 mins**
- Content - **25 mins**
- Re-cap, activity, closing prayer - **5 mins**

### Opening Prayer

- Take a moment of quiet to settle into the start of the session
- Light a candle/Use some music
- Pray the Prayer to the Holy Spirit (at the start of everyone's journal)

### Session 1 Content

- Choices - candidates are getting older, are given more freedom and are given more responsibility for themselves e.g. staying out longer, permission to go places with friends etc.
- Ask candidates to think of 3 ways they are given more choice now - fill in on book
- God chose each one of us at our Baptism
  - Get a candidate to read through what chosen at Baptism means
- Just like in life, candidates have a choice to make in following God - this choice, or Yes, is confirmed by the young person in Confirmation
- Read through pledge details - ask questions on what each statement might mean
  - Get candidates to sign the pledge if they agree
- Explain that they have a task to do and to help them with the task, they need to Google and find the answer to the question: "What a Confirmation Sponsor does?"
- Read through the journaling task with candidates and ask questions to make sure they understand
- Show them they have a section to journal in after each session and extra journal pages at the back of the journal.

### Session Recap

- All give more choices/responsibilities in life as they are getting older
- God chose you at Baptism
- Now you are pledging to choose God at Confirmation

### Activity at Home

- Do research on what a Confirmation Sponsor does
- Journal Entry





# Session 2:

## Bringing Good News

### Outline

- Take a few minutes to check in with everyone, reminder of the last session & opening prayer - **10 mins**
- Content - **25 mins**
- Re-cap, activity, closing prayer - **5 mins**

### Reminder

- All give more choices/responsibilities in life as they are getting older
- God chose you at Baptism
- Now you are pledging to choose God at Confirmation

### Session 2 Content

- In Confirmation, you are called to follow Jesus, to be like Jesus in sharing the Good News of God to everyone you meet
- Get one or 2 people to read the scripture reading (Luke 4: 16-19)
- This reading shares how Jesus stood up in the synagogue in Nazareth, took the scroll, opened it and began reading a section
- The section is Jesus' mission in the world, the mission given to him by God
- **Ask: what do you think about the mission Jesus was given?**
- Give a few minutes for the **Reflection Box** question to be filled in
  - Some answers can be shared if people feel comfortable to do so
- We are all called to follow the mission the of Jesus and bring good news to everyone we meet
- Fill in the blanks - give some time for this, they can work in pairs and ask for the answers back
- Give a few minutes for the **Reflection Box** question to be filled in
  - Some answers can be shared if people feel comfortable to do so
- If there is time, finish with the prayer given

### Session Recap

- We learn about the Mission Jesus had while he was on earth
- We are called to follow in that mission
- We are called to bring good news to everyone we meet

### Activity at Home

- Write out their Tweet (can do more than one if they like)
- Journal Entry



# Session 3:

## Being a Person of Faith

### Outline

- Take a few minutes to check in with everyone, reminder of the last session & opening prayer - 10 mins
- Content - 25 mins
- Re-cap, activity, closing prayer - 5 mins

### Reminder

- We learn about the Mission Jesus had while he was on earth
- We are called to follow in that mission
- We are called to bring good news to everyone we meet

### Session 3 Content

- In the Gospels, Jesus meets many people, we hear about some of the important meetings he had, especially the ones where cured people
- Read through the list of people Jesus cured
  - **Ask: "do you know any detail of what happened in this story?"**
- Fill in the missing letters activity about each of the people Jesus cured
  - Can work in pairs
  - Go through answers together
- Ask: "What does it mean to believe?" & "What do you believe in?"
- Take a few minutes to talk about what we believe in as people of faith
- Read through the list of statements, asking for examples of each one to help candidates understand
- Take time to fill in the Reflection Box on both questions
- Invite candidates to share who they written about, maybe share your own example
- Finish off with the prayer and/or quote from Pope Francis

### Session Recap

- Jesus cured many people he met because they had faith and belief in him
- At Confirmation, we are saying "I Believe"
- We have examples to follow of people in our lives

### Activity at Home

- As you prepare for Confirmation think about how you live your faith in words and actions.
- Journal Entry

# Rite 1:

## Presentation of the Gospels



### PURPOSE of this RITE

- To celebrate the gift of God's word to us
- To provide the candidates with a copy of the Gospels
- To pray that the candidates will grow in their love of scripture
- To affirm the candidates on this stage of their journey of faith
- To encourage parents to reflect with their children using scripture

### PREPARATION

You will need:

- List of names of the families
- Name cards of the candidates for the priest
- One copy each of the Gospel for the liturgical year
- Service sheets for the congregation



### SUGGESTED TIME of CELEBRATION

November before the season of Advent or to mark the new Liturgical Year at Sunday Mass



# Rite 1:

## Presentation of the Gospels

**Presider:** Children, in the name of our Lord Jesus Christ and in the name of all who believe in him and are here today, we welcome you to celebrate the gift of God's Word to us in the Scriptures.

I invite you to come forward and to stand in front of the altar so that we can present you with these precious words of life.

*Each child is called forward by name*

*Candidates come forward and stand in front of the altar*

### PRESENTATION of the SCRIPTURES

**Presider:** Let us pray for these candidates that God will fill their hearts with love for the Scriptures they are about to receive.

Loving Father, bless these candidates  
for Confirmation.  
Through your Holy Spirit enlighten their minds  
and open their hearts  
to love and treasure the words of the Gospel.  
Through reading and praying the Scriptures  
may they come to know Jesus  
and his love for them,  
putting his words into practice in their lives.  
We ask this through Christ our Lord



---

### BLESSING of the GOSPEL BOOKS

**Presider:** We now ask God to bless these books of the Gospel.  
May our candidates find in them the living word of God.  
May these words of the Gospel enlighten their minds and fill their hearts with God's love.

**Leader:** In the name of our Lord Jesus Christ, and in the name of his Church here present, we are happy to invite our candidates to come forward to receive the book which contains the Good News of Jesus Christ.

*The children come forward to receive a copy of the Gospel*

The presider says the following words as he hands the Gospel to the child:

N.....(name of child), receive the Gospel,  
the Good News of Jesus Christ, Son of God.

**Candidate:** Thanks be to God

## INTERCESSIONS

**PRESIDER:** We pray now for our candidates that God's word will give them life:

**PARENT 1:** We pray that the book of the Gospel, which our candidates have received, may enlighten and inspire them to know, love and follow Jesus throughout their lives.  
LORD HEAR US

**PARENT 2:** We pray that they may learn to listen with their hearts to God speaking to them in the words of the Gospel.  
LORD HEAR US

**PARENT 3:** We pray that God's word may be a living word that speaks to them every day of their lives.  
LORD HEAR US

**PRESIDER:**  
Lord, bless these children of light  
who now receive your word.  
May the word of God always live in their hearts  
that they may bring your Good News to the world.  
We ask this through Christ our Lord.



# CONNECTION 2:

## CALLED IN FAITH







## Video 2: Called By Name

### Format of the Session

- Welcome & Opening Prayer  
- 5 mins
- Show Video Clip - 5 mins
- Family Chat with Questions.  
- 10 mins
- Feedback - 5 mins
- Home Activity & Closing Prayer  
- 5 mins

### Video 2 Content

- Called by Name
- Given a name at Birth
- Our name makes us unique
- Now are getting to choose a name
- Who inspires you?
- Maybe you could choose their name...?
- Confirmation can represent a new beginning
- We are asked to continue the light of faith, hope and love

### Video 2 Guide

- Gather Families to watch the video on Zoom
- Use the PowerPoint provided which includes the opening prayers, link to the video, reflection questions, activity and closing prayer.
- Give a brief introduction and outline of the session.
- Take a few moments to be still and pray the Opening Prayer
- Introduce the video - the theme of this Video is Called by Name
- Ask them to notice a phrase or image that catches their attention as they watch
- Play the video
- Invite discussion in the family groups on the questions provided
- Allow some time for feedback on what was seen and discussed
- Talk through the activity to be done at home
- Pray the closing Prayer
- Give out any reminders for the next time to gather etc.

### Candidate Question

What new beginning do you hope Confirmation will bring you?

What steps have you taken so far to help choose a Confirmation name?

Who is your inspiration in life and why?

### Parent Questions

Share how you went about picking your child's name at birth?

What is your Confirmation Name and how was it chosen?

Who is your inspiration in life and why?



# Session 4:

## Called to be a Witness

### Outline

- Take a few minutes to check in with everyone, reminder of the last session & opening prayer - 10 mins
- Content - 25 mins
- Re-cap, activity, closing prayer - 5 mins

### Reminder

- Connection 1 - we looked at what it meant to believe, to say Yes at Confirmation, to bring Good News to People by how we live our life and what did it mean to be a Person of Faith

### Session 4 Content

- Three things happened at our Baptism
  - Get a candidate to read out the 3 things
- **Ask: "Have you heard of the word witness?" & "What does it mean?"**
  - Read through meanings
- Sr Clare was a witness
  - Click her picture or scan the QR code to learn about her and fill in the blanks
  - can be done in pairs and feedback answer to the group
- At Confirmation, you are saying Yes to many things
- One thing is being a witness to your faith, like Sr Clare
- Take time to fill in the reflection boxes on how you can be a witness:
  - At Home
  - At School
  - In the Parish
  - With Friends
- Invite sharing back to the group
- Finish off with the Prayer given

### Session Recap

- At Baptism you were asked to be a Witness to Jesus
- Sr Clare from Derry is a good example of a witness
- There are many places in life that you can be a witness

### Activity at Home

- Text Message Activity in journal
- Journal Entry



# Session 5:

## Called to be an Apostle

### Outline

- Take a few minutes to check in with everyone, reminder of the last session & opening prayer - 10 mins
- Content - 25 mins
- Re-cap, activity, closing prayer - 5 mins

### Reminder

- At Baptism you were asked to be a Witness to Jesus
- Sr Clare from Derry is a good example of a witness
- There are many places in life that you can be a witness

### Session 5 Content

- At Confirmation, you will receive the same spirit given to the Apostles at Pentecost
- Read through the story of Pentecost (get someone to read if possible)
- Reflection Box on the candle received at Baptism
  - **Share with the person beside you what can help you to keep your faith alive.**
  - Invite to share what was said with the wider group, if possible
- Fill in the missing words to find out how you are called to be an Apostle.
- Take a few minutes, can be done in groups, and feedback answers
- Read through section on Anointed and Sealed for Service
- Ask any questions along the way for understanding (key words at the back of the journal if unsure)
- Take a few minutes to fill in the Reflection Box
- Invite responses to be shared with the group
- Finish off with the Prayer given

### Session Recap

- You will receive the same Spirit the Apostles received at Pentecost
- How to be Called as an Apostle
- What it means to be anointed

### Activity at Home

- Answer the questions in the "Think About" section
- Journal Entry



# Session 6:

## Called to be Saints

### Outline

- Take a few minutes to check in with everyone, reminder of the last session & opening prayer - 10 mins
- Content - 25 mins
- Re-cap, activity, closing prayer - 5 mins

### Reminder

- You will receive the same Spirit the Apostles received at Pentecost
- How to be Called as an Apostle
- What it means to be anointed

### Session 6 Content

- Read through "What is a Saint?"
- Ask: **"Do you know of any Saints?"**
  - Could be the same of the parish or school
  - Use examples of St Patrick, St Brigid
  - See how much they know
  - If little is known, tell them to look up Saints for next time
- Reflection Box - take a few moments to fill in the reflection box
- If the first part is a struggle (who do they admire), focus on the second part of the reflection box
- The first box can be filled in after they do research
- Read through the description of each of the Saints
- Match the description with the photos
- **Ask: "Which one stands out to you?"**
- Invite them to look up more and learn about that particular saint
- Finish off with the Prayer given

### Session Recap

- What is a Saint?
- Some examples of Saints
- What does it mean to be a Saint?

### Activity at Home

- Look Up and read about Saints online - use this as research for your Confirmation Name
- Journal Entry

# Rite 2:

## Presentation of the Our Father



### PURPOSE of this RITE

- To present the prayer tradition of the Church to candidates
- To provide the candidates with a copy of the Our Father
- To pray that the candidates will grow in their life of prayer
- To affirm the candidates on this stage of their journey of faith
- To encourage parents to pray regularly with their children

### PREPARATION

You will need:

- List of names of the families
- Name cards of the candidates for the priest
- One copy each of the Our Father
- Service sheets for the congregation

### SUGGESTED TIME of CELEBRATION

Between January and February at Sunday Mass



# Rite 2:

## Presentation of the Our Father



**Presider:** As Jesus taught his disciples to pray, the parents of these children have taught them to pray.

In this celebration today they will present them with the Lord's Prayer, a summary of how we should pray.

I now invite our candidates for Confirmation to come forward and stand, while we pray that each of them will be filled with a spirit of prayer.

*Each child is called forward by name  
Candidates come forward and stand in front of the altar*

*The Presider lays hands on each candidate in turn  
while the community prays in silence*

**Presider:** I invite our candidates to now stand around the altar to listen to the gospel reading where our Lord Jesus teaches his followers how to pray.

*Candidates make their way to the altar and stand in a semi-circle to listen to the Gospel*

---

### A READING FROM THE HOLY GOSPEL ACCORDING TO MATTHEW

At that time Jesus said to his disciples:

'Say this when you pray:

Our Father who art in heaven  
hallowed be thy name;  
thy kingdom come;

thy will be done on earth as it is in heaven.

Give us this day our daily bread  
and forgive us our trespasses  
as we forgive those who trespass against us  
and lead us not into temptation  
but deliver us from evil.'

*The children return to their seats and the presider explains the meaning and importance of the Lord's Prayer.*

## INTERCESSIONS

*Then there follows prayers of intercession for the children led by their parents.*

**PARENT 1:** Our Father who art in heaven hallowed be thy name.  
May these candidates to whom we have presented the Lord's Prayer come to live  
this prayer, and pray it with simple, faithful trust.  
LORD HEAR US

**PARENT 2:** Thy kingdom come, thy will be done on earth as it is in heaven. We pray  
that God's kingdom may grow daily in all our lives as we try to do what he wants.  
LORD HEAR US

**PARENT 3:** Give us this day our daily bread.  
We pray that these children may always turn to God in trusting faith and love for all  
their needs, and that our brothers and sisters throughout the world may never lack  
daily bread.  
LORD HEAR US

**PARENT 4:** Forgive us our trespasses as we forgive those who trespass against us.  
We pray that we may love one another as Jesus loves us and that we may always  
have hearts that are ready to forgive.  
LORD HEAR US

**PARENT 5:** And lead us not into temptation.  
We pray that our hearts will always be set on God and that we will always turn to him  
for help in times of temptation.  
LORD HEAR US

**PRESIDER:**  
Father we thank you for the way Jesus taught us to pray.  
We ask that these candidates whom we have presented with this prayer will love  
and cherish it.  
Through it may they come to know you as their loving Father and to worship you as  
the one, true God.  
May they always turn to you in their needs and seek from you in prayer the strength  
to follow Jesus.  
We ask this through Christ our Lord.  
AMEN.



# Connection 3: Living in Faith





# Video 3: Gifted by the Spirit

## Format of the Session

- Welcome & Opening Prayer  
- 5 mins
- Show Video Clip - 5 mins
- Family Chat with Questions.  
- 10 mins
- Feedback - 5 mins
- Home Activity & Closing Prayer  
- 5 mins

## Video 3 Content

- Gifted by the Spirit
- God has given us special gifts to help us along our way in life
- Some gifts are hidden some are obvious
- At Confirmation the Holy Spirit received at Baptism is activated in us
- The Spirit helps us know God better as a friend
- The Gifts and Fruits of the Holy Spirit are given at Confirmation

## Video 3 Guide

- Gather Families to watch the video on Zoom
- Use the PowerPoint provided which includes the opening prayers, link to the video, reflection questions, activity and closing prayer.
- Give a brief introduction and outline of the session.
- Take a few moments to be still and pray the Opening Prayer
- Introduce the video - the theme of this Video is Gifted by the Spirit
- Ask them to notice a phrase or image that catches their attention as they watch
- Play the video
- Invite discussion in the family groups on the questions provided
- Allow some time for feedback on what was seen and discussed
- Talk through the activity to be done at home
- Pray the closing Prayer
- Give out any reminders for the next time to gather etc.

## Candidate Question

What type of person do you want to be in the world?

What talents can you use or learn to be the person you want to be?

Which of the 7 Gifts of the Holy Spirit are you most looking forward to receiving?

## Parent Questions

Share details you can remember about your own Confirmation day...

What gift do you hope to pass on to your child?

How has the Gift of Faith helped you in life?



# Session 7:

## The Spirit: Guide & Helper

### Outline

- Take a few minutes to check in with everyone, reminder of the last session & opening prayer - 10 mins
- Content - 25 mins
- Re-cap, activity, closing prayer - 5 mins

### Reminder

Connect 2 - looked at what it meant to be Called as a Witness, Called to be an Apostle and Called to be a Saint.

Lots of work was done on Saints to help pick a Confirmation Name

### Session 7 Content

- In the Gospel of John, Jesus promised his followers he would send the Spirit as their Helper and Guide in Life
- Read through the passage from John's Gospel (John 14: 25-27)
- **At Confirmation, you are given the same spirit as your Helper and Guide**
- Read through what the Spirit does
- Comes to you in the Gifts and Fruits of the Holy Spirit
- Read through the 7 Gifts and what they mean
- Fill in the missing letter - can be done together as a group
- Read through the Fruits and what they mean
- Fill in the missing letter - can be done together as a group
- Passage is from St Paul's letter to the Galatians
- Reflection Boxes - take time to fill in and share answers if possible
- Finish off with the Prayer given

### Session Recap

- Spirit is sent as our Helper and Guide
- Same spirit is received at Confirmation
- Spirit is received in the Gifts and the Fruits

### Activity at Home

- Text Message Challenge
- Journal Entry





# Session 8:

## Inspired by the Holy Spirit

### Outline

- Take a few minutes to check in with everyone, reminder of the last session & opening prayer - 10 mins
- Content - 25 mins
- Re-cap, activity, closing prayer - 5 mins

### Reminder

- Spirit is sent as our Helper and Guide
- Same spirit is received at Confirmation
- Spirit is received in the Gifts and the Fruits

### Session 8 Content

- Read through the description of Laudato Si' and how Pope Francis was inspired by the Holy Spirit to write a letter to the whole world about caring for creation
- Reflection Boxes - take time to fill in the answers and share answers if possible
- If anyone is unsure of the questions, tell them to fill in as much as possible
- No-one is too small to make a difference
  - Explore how much they know about the environment/Green Schools etc.
  - As people of faith, we believe God created the world and it is our job to protect the earth as we see God in everything from the sun to the grass
  - Give candidates as much time as possible to fill in the 4 boxes
  - Encourage them to give as much information/research as possible
  - Allow time for sharing
- Finish off with the Prayer given

### Session Recap

- Pope Francis wrote a letter called Laudato Si' that calls us all to look after the earth
- We are called to protect God's creation
- Starting with one small thing can make all the difference

### Activity at Home

- Explore planting pollinator friendly plants in the parish grounds
- Journal Entry



# Session 9:

## A Spirit of Service

### Outline

- Take a few minutes to check in with everyone, reminder of the last session & opening prayer - 10 mins
- Content - 25 mins
- Re-cap, activity, closing prayer - 5 mins

### Reminder

- Pope Francis wrote a letter called 'Laudato Si' that calls us all to look after the earth
- We are called to protect God's creation
- Starting with one small thing can make all the difference

### Session 9 Content

- We are all called to play our part, and our part is important
- Like everyone has a role on a football team, in a choir, in a dance group, we all have a role in the family of the church
- Read through the extract from St Paul
- This is long - it might be an idea to take it in stages, or check in as you are going along to make sure everyone is following what is being said
- Read through the section on people living out a life of service
- Ask them for some examples from their own lives
- Read about the 3 people and organisations mentioned
- Scan the QR code or click the images for short videos to give more detail on the work of these 3 people and the organisations
- Explore what is known already, what is learnt, what they might be able to do
- Finish off with the Prayer given

### Session Recap

- All have a role to play and confirmation is taking responsibility for your role in faith like the examples of people shown
- This is the last session
- Offer thanks to all
- Final comments as you see fit

### Activity at Home

- Plan the guest speaker and/or the fundraiser for a charity
- Journal Entry

# **Rite 3:**

## **Presentation of the Creed**



### **PURPOSE of this RITE**

- To present the faith of the Church to candidates for their acceptance
- To provide the candidates with a copy of the Creed
- To pray that the candidates will grow in their love of our faith
- To affirm the candidates on this stage of their journey of faith
- To encourage parents to pass on the faith of the Church to their children

### **PREPARATION**

You will need:

- List of names of the families
- Name cards of the candidates for the priest
- One copy each of the Creed
- Service sheets for the congregation

### **SUGGESTED TIME of CELEBRATION**

Before the end of Lent at Sunday Mass



# **Rite 3:**

## **Presentation of the Creed**

**Presider:** Today we welcome our children who are preparing for Confirmation, and their parents and guardians.

We give thanks for the faith passed on to these children by their parents and guardians.

I now invite our candidates to come forward and to stand while we pray that they will grow strong in faith.....

*Each child is called forward by name*

*Candidates come forward and stand in front of the altar*

**Presider:**

My dear friends listen carefully to the words of that faith that we believe.

These words are few, but the mysteries they contain are great.

Receive them with a sincere heart and be faithful to them by your Christian way of life.

**THE APOSTLES CREED is now SING or RECITED by the  
WHOLE ASSEMBLY**



**Presider;** Dear children we have just listened to the Creed which sums up what we believe in as Christians.

As you continue your final preparations for Confirmation I ask you to say your yes to all that we believe and invite you to stand around the altar.....

**Do you believe in God the Father almighty, creator of heaven and earth?**

**Children: I do**

**Do you believe in Jesus Christ, his only Son our Lord,  
Who was born of the Virgin Mary,  
Was crucified, died, and was buried,  
rose from the dead,  
and is now seated at the right hand of the Father?**

**Children: I do**

**Do you believe in the Holy Spirit,  
The holy catholic Church, the communion of saints,  
the forgiveness of sins, the resurrection of the body, and life everlasting?**

**Children: I do**

**Presider:**

Children, parents and catechists I invite you to repeat after me:  
This is our Faith  
This is the Faith of the Church  
We are proud to profess it  
In Christ Jesus our Lord.





# Confirmation Keywords

**Advocate:** an advocate is someone who helps and supports another person, particularly through difficult times

**Anoint:** to mark someone or something by making the Sign of the Cross with holy oil

**Baptismal Promises:** promises made for a child at Baptism and renewed at Confirmation, First Eucharist, and every year at Easter

**Chrism:** holy oil made of olive oil and balsam, blessed by the bishop on Holy Thursday and provides the strength to be a witness of God

**Confer:** to give

**Confirmation:** Confirmation is the final Sacrament in the Sacraments of Initiation, following on from Baptism and Eucharist. Confirmation is a person saying 'Yes' to their faith, taking ownership of their faith, and having the Holy Spirit activated in their lives as their advocate throughout life.

**Confirmation Name:** a name chosen that has significance for you (i.e. a saint or an important person in your life) and those characteristics of the person is what you want to follow in life

**Disciple:** a follower of Jesus

**Dismissal:** the part of the Mass/Liturgy where we are called to go forth to spread the Good News of the Gospel

**Fruits of the Holy Spirit:** characteristics that result from living by the gifts and power of the Holy Spirit: charity, joy, peace, patience, kindness, goodness, generosity, gentleness, faithfulness, modesty, self-control, chastity

# Confirmation Keywords

**Gifts of the Holy Spirit:** seven gifts received in fullness in Confirmation: Wisdom, Understanding, Knowledge, Counsel (Right Judgment), Piety (Reverence), Fortitude (Courage), and Fear of the Lord (Wonder and Awe)

**Good News:** the message of God's love; the message of the Gospel

**Holy Spirit:** the Holy Spirit is the third Person of the Holy Trinity – Father, Son, and Holy Spirit – and is sent at Confirmation to be a helper and guide throughout life. The Holy Spirit is activated in each person and brings the Gifts and the Fruits

**Initiation:** to begin something. The Sacraments of Initiation helps bring a person into full membership of the church

**Laying on of Hands:** the raising of the bishop's/priest's hands in prayer overall to be confirmed

**Pentecost:** celebrated 50 days after Easter. Pentecost commemorates the descent of the Holy Spirit on the Apostles and other followers of Jesus. It is often called the birthday of the church, and the first Confirmation

**Sacrament:** a Sacrament is an encounter where we meet Jesus in various ways e.g. in the Eucharist, in forgiveness at Reconciliation. There are 7 Sacraments in the church in 3 different categories.

- Sacraments of Initiation: Baptism, Confirmation, Eucharist
- Sacraments of Healing: Reconciliation and Sacrament of the Sick
- Sacraments of Vocation: Marriage and Holy Orders

**Sponsor:** someone who is an example of faith and will support and guide you on the journey of faith

**Symbol:** something that stands for something else

**Witness:** someone who sees or experiences an event and tells others about it

# Confirmation Name

Now you are drawing nearer to the time of your Confirmation you will need to think about choosing a saints name.

Think of qualities or gifts you admire. Now think of people who inspire you.

Do a google search to find the right saint for you.

Choose a saint who was inspired by the Holy Spirit to follow Jesus in a special way, and who will inspire you in your journey of faith.

**My Name is:**

**The Saint's Name I have chosen is:**

**This Saint was inspired by Jesus to...**

**My Saint's Feast Day is Celebrated on...**

**The qualities that inspire me about this Saint are...**

**I can imitate this Saint by...**

# Confirmation Sponsor


**My Name:**

**My Confirmation Sponsor's Name:**


**What is my connection with my Confirmation Sponsor:**

**Why is it important that this person will be my Confirmation Sponsor?**


**How can they be a part of my Confirmation journey and help me prepare for Confirmation?**



# Rite 1 - Gospel




*Matthew 13: 1-9*



Jesus left the house and sat by the lakeside, but such large crowds gathered round him that he got into a boat and sat there. The people all stood on the beach, and he told them many things in parables. He said, 'Imagine a sower going out to sow. As he sowed, some seeds fell on the edge of the path, and the birds came and ate them up.


Others fell on patches of rock where they found little soil and sprang up straight away, because there was no depth of earth; but as soon as the sun came up they were scorched and, not having any roots, they withered away. Others fell among thorns, and the thorns grew up and choked them.

Others fell on rich soil and produced their crop, some a hundredfold, some sixty, some thirty. Listen, anyone who has ears!'


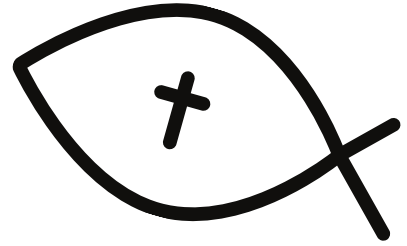





# Rite 2 - Our Father



*Our Father*



Our Father,  
Who art in Heaven,  
hallowed be Thy name;  
Thy Kingdom come,  
Thy will be done



on earth as it is in Heaven.

Give us this day our daily bread;

and forgive us our trespasses




as we forgive those

who trespass against us;


and lead us not into temptation,

but deliver us from evil.

Amen.





# Rite 3 - Apostle's Creed




## *Apostle's Creed*



I believe in God,  
the Father almighty,  
Creator of heaven and earth,  
and in Jesus Christ,  
his only Son, our Lord,  
who was conceived by the Holy Spirit,  
born of the Virgin Mary,  
suffered under Pontius Pilate,  
was crucified, died and was buried;  
he descended into hell;  
on the third day he rose again  
from the dead;  
he ascended into heaven,  
and is seated at the right hand of  
God the Father almighty;  
from there he will come to judge the  
living and the dead.



I believe in the Holy Spirit,  
the holy catholic Church,  
the communion of saints,  
the forgiveness of sins,  
the resurrection of the body,  
and life everlasting.  
Amen.



# Ainm Deimhnithe

Anois agus tú ag druidim le ham do Dhearbhaithe beidh ort smaoineamh ar ainm naomh a roghnú.

Smaoinigh ar cháilíochtaí nó bronntanais a bhfuil meas agat. Anois smaoinigh ar dhaoine a spreagann tú.

Déan cuardach google chun an naomh ceart duit a aimsiú.

Roghnaigh naomh a spreag an Spiorad Naomh chun Íosa a leanúint ar bhealach speisialta, agus a spreagfaidh tú i do thuras creidimh.

**Is ainm dom:**

**Is é Ainm an Naomh a roghnaigh mé:**

**Ba é Íosa a spreag an Naomh seo chun...**

**Tá Lá Fhéile mo Naomh á cheiliúradh ar...**

**Is iad na tréithe a spreagann mé faoin Naomh seo ...**

**Is féidir liom aithris a dhéanamh ar an Naomh seo trí...**

# Urraitheoir Daingnithe


**M'ainm:**


**Ainm Urraitheora mo Dheimhniúcháin:**

**Cén bhaint atá agam le m'Urraitheoir Deimhnithe:**

**Cén fáth a bhfuil sé tábhachtach go mbeidh an duine seo ina Urraitheoir Daingnithe agam?**


**Conas is féidir leo a bheith mar chuid de mo thuras Daingniúcháin agus cabhrú liom ullmhú don Daingniú?**










# Rite 1 – Soiscéal

*Matha 13: 1-9*

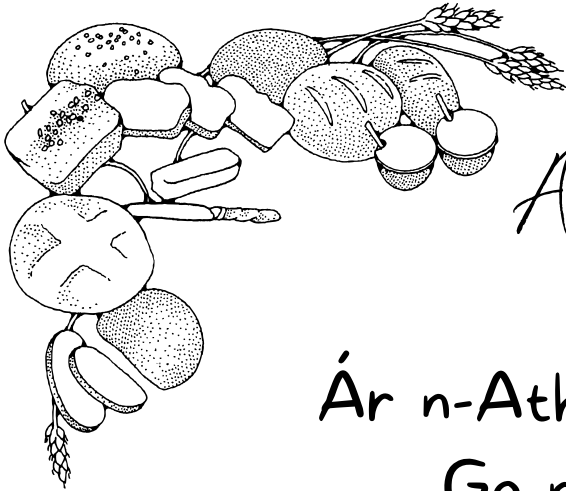


An lá céanna d'imigh losa amach as an teach gur shuigh ar chladach na farraige. Chruinnigh sluaite móra ina thimpeall, ar chaoi go ndeachaigh sé ar bord baid go raibh ina shuí ansin, agus an slua uile ina seasamh ar an trá. 'Agus b'iomaí sin ní a d'inis sé dóibh i bhfáithscéalta, agus dúirt sé: "Chuaigh síoladóir amach a chur síl. Nuair a bhí sé ag cur an tsil, thit cuid de na síolta ar imeall an chosáin, agus tháinig na héin gur ith siad iad. Thit síolta eile ar thalamh creagach, nach raibh móran úire fúthu ann, agus tháinig fás tobann orthu, ó nach raibh aon doimhneacht úire acu. Ach nuair a d'éirigh an ghrian go hard sa spéir dodh iad; agus ó nach raibh aon freamh acu shearg siad leo as. Thit síolta eile i measc na ndriseog, agus d'fhás na driseoga aníos gur thacht siad iad. Thit síolta eile ar dhea-úir mhéith agus thug siad toradh, cuid de faoi chéad, agus cuid de faoi sheasca, agus cuid de faoi thriocha. An té a bhfuil cluasa air, éisteadh sé."








# Rite 2 - Ár n-Athair






Ár n-Athair




Ár n-Athair atá ar neamh,  
Go naofar d'ainim,  
Go dtagfadh do ríocht,  
Go ndéantar do thoil  
ar an talamh  
mar a dhéantar ar neamh.



Ár n-arán laethúil tabhair dúinn inniu,  
agus maith dúinn ár bhfiacha  
mar a mhaithimidne dár  
bhféichiúna féin  
Ach ná lig sinn i gcathú,  
ach saor sinn ó olc  
Amen.




# Rite 3 – Cré na n-Aspal




## *Cré na n-Aspal*




Creidim i nDia, an tAthair  
uilechumhachtach  
Cruthaitheoir neimhe agus talún;



agus in Íosa Críost,  
a aon Mhacsan, ár Tiarna,  
a ghabhadh ón Spiorad Naomh,  
a rugadh ó Mhuire Ógh;  
a d'fhulaing páis faoi Phointius Píoláit,  
a céasadh ar chrois,  
a fuair bás agus a adhlacadh;  
a chuaigh síos go hlfreann,  
a d'éirigh an treas lá ó mhairbh;  
a chuaigh suas ar neamh;  
atá ina shuí ar dheis Dé,  
An tAthair uilechumhachtach;  
As sin tiocfaidh sé chun  
breithiúnas a thabhairt ar bheo  
agus ar mhairbh.



Creidim sa Spiorad Naomh,  
sa Naomh-Eaglais chaitliceach,  
i gcomaoín na naomh;  
i maithiúnas na bpeacaí  
in aiséirí na colainne,  
agus sa bheatha shíoraí. Áméin.



# Celebration of Confirmation

## Prayer Card



Archdiocese of Dublin  
THE OFFICE FOR MISSION AND MINISTRY

# Celebration of Confirmation

## Prayer Card



Archdiocese of Dublin  
THE OFFICE FOR MISSION AND MINISTRY

# Celebration of Confirmation

## Prayer Card



Archdiocese of Dublin  
THE OFFICE FOR MISSION AND MINISTRY

# Celebration of Confirmation

## Prayer Card



Archdiocese of Dublin  
THE OFFICE FOR MISSION AND MINISTRY



## Prayer to the Holy Spirit

Holy Spirit, spirit of love,  
Fill our hearts with love.  
Holy Spirit, spirit of peace  
Make us instruments of your peace.  
Holy Spirit, spirit of God,  
Be our leader and guide.

Come, Holy Spirit,  
fill the hearts of the faithful  
and kindle in them the fire of your love.  
Send forth Your Spirit  
and they shall be created.  
And You will renew the face of the earth.

O God, who has taught  
the hearts of the faithful  
by the light of the Holy Spirit,  
grant us in the same spirit  
to be truly wise  
and ever to rejoice in His consolation,  
through Christ our Lord.  
Amen.

@missionministry.ie

## Prayer to the Holy Spirit

Holy Spirit, spirit of love,  
Fill our hearts with love.  
Holy Spirit, spirit of peace  
Make us instruments of your peace.  
Holy Spirit, spirit of God,  
Be our leader and guide.

Come, Holy Spirit,  
fill the hearts of the faithful  
and kindle in them the fire of your love.  
Send forth Your Spirit  
and they shall be created.  
And You will renew the face of the earth.

O God, who has taught  
the hearts of the faithful  
by the light of the Holy Spirit,  
grant us in the same spirit  
to be truly wise  
and ever to rejoice in His consolation,  
through Christ our Lord.  
Amen.

@missionministry.ie

## Prayer to the Holy Spirit

Holy Spirit, spirit of love,  
Fill our hearts with love.  
Holy Spirit, spirit of peace  
Make us instruments of your peace.  
Holy Spirit, spirit of God,  
Be our leader and guide.

Come, Holy Spirit,  
fill the hearts of the faithful  
and kindle in them the fire of your love.  
Send forth Your Spirit  
and they shall be created.  
And You will renew the face of the earth.

O God, who has taught  
the hearts of the faithful  
by the light of the Holy Spirit,  
grant us in the same spirit  
to be truly wise  
and ever to rejoice in His consolation,  
through Christ our Lord.  
Amen.

@missionministry.ie

## Prayer to the Holy Spirit

Holy Spirit, spirit of love,  
Fill our hearts with love.  
Holy Spirit, spirit of peace  
Make us instruments of your peace.  
Holy Spirit, spirit of God,  
Be our leader and guide.

Come, Holy Spirit,  
fill the hearts of the faithful  
and kindle in them the fire of your love.  
Send forth Your Spirit  
and they shall be created.  
And You will renew the face of the earth.

O God, who has taught  
the hearts of the faithful  
by the light of the Holy Spirit,  
grant us in the same spirit  
to be truly wise  
and ever to rejoice in His consolation,  
through Christ our Lord.  
Amen.

@missionministry.ie

## Example of an end of session notes page

# SESSION 1

NAME OF SESSION

## TOP 3 POINTS ABOUT THIS SESSION

1. \_\_\_\_\_

-----

2. \_\_\_\_\_

-----

3. \_\_\_\_\_

### 3 POINTS UNSURE ABOUT/ NEED TO LOOK UP


1. \_\_\_\_\_

2. \_\_\_\_\_

3. \_\_\_\_\_

## JOURNAL ENTRY

This image shows a blank sheet of white paper with horizontal dashed lines. The lines are evenly spaced and run across the width of the page, providing a guide for handwriting practice. There are no margins, text, or other markings on the paper.







Archdiocese of Dublin

THE OFFICE FOR MISSION AND MINISTRY